



Government College of Engineering, Nagpur



("To be an Institution of National Repute Creating Globally Competent Technocrats to Serve the Society")
Sector 27, Mihan Rehabilitation Colony, New Khapri (Rly), Nagpur- 441108 (Maharashtra State)
"To be an Institution of National Repute Creating Globally Competent Technocrats to Serve the Society"
Phone No.: (07103) 295226 (P), 295220(O) Website: www.gcoen.ac.in
e-mail: principal.gcoenagpur@dtmaharashtra.gov.in office.gcoenagpur@dtmaharashtra.gov.in

Department of Mechanical Engineering

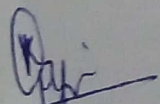
Academic Audit


U.G. Programmes

Academic Year: 2023 - 2024

Date and Day of Visit: Tuesday, 13/12/2024

SN	Details	Auditor 1	Auditor 2
1	Name of Auditor	Dr. Kiran Asutkar	Dr. P. B. Jawade
2	Designation	Associate Professor	Assistant Professor
3	Institute name	GCOEN	GOCEN
4	Contact no	9881747815	9373494818
5	email	kgasutkar@gcoen.ac.in	prashantjawade1234@gmail.com


Dr. K.G. Asutkar


Dr. P. B. Jawade

Signature of auditor/s



Summary

Sr. No.	Parameters of Evaluation	Page No.	Max. Marks	Marks Scored
1	Academic Facilities	3	150	123
2	Teaching Learning Process	4	240	205
3	Examination System	6	110	95
4	Result	7	100	60.86
5	General Academic Activities	8	100	91
6	Feedback and Corrective Action	9	100	86.23
7	Faculty Performance/Up-gradation	10	100	72.6
		Total	900	733.69

Grading System:


Grade	Details	Total Marks scored
A+	Excellent	675 and above
A	Good	541-674
B	Acceptable	450-540
C	Not-acceptable	Below 450

1. Strengths 1) 03 Associate Professors are available. Remaining all faculty members are pursuing PhD


2) Effective Teaching Learning

2. Weaknesses- I) Professor not available II) Some laboratories are under developed

3. Suggestions based on information: I) Efforts should be taken to improve students placement II) Software and laboratory equipment should be procured



Auditor 1



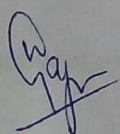
Auditor 2

Name and Signature of Auditor/s


Signature of auditor/s

1. Academic Facilities

Sr. No.	Sub-parameter	Quantity/ Facility(Y/N)	Marks Assigned	Marks Secured
1	No of class rooms	4	10	10
2	No of laboratories	08	10	10
3	No of tutorial rooms	1	5	5
4	Faculty rooms/cabins	11	5	5
5	Equipments available (curricula and cost wise)	Yes	35	30
6	Computing facilities (including software)	17 computer No software purchased	10	5
7	Research facilities	No	10	0
8	Audio visual facilities	Y	10	10
9	Class rooms furniture (quantity and quality)	Y	5	4
10	Laboratories furniture (quantity and quality)	Y	10	8
11	No of books, e-library, online journals and printed journals related to programme in the central library	Y	15	12
12	Departmental library	Y	5	5
13	Internet and wi-fi facility	Y	10	10
14	Improvement made in infrastructural facilities during last year	Y	10	9
		Total =	150	123
<p>Any additional comments/feedback/observations/advice which may or may not be based on above points:</p> <p>Need to purchase license software</p> <p>Need to work on research facility</p>				



Signature of auditor/s




2. Teaching – Learning Process

Sr. No	Description	Quantity/ Facility (Y/N) / Remarks	Max. Marks	Marks Secured
1	Theory lectures			
	Average % of lectures conducted compared with target: more than 90% - 60 marks and less than 40% - 00 marks; in between 40% -90% marks are linearly graded.	More than 90%	60	55
	Course File			
	% of subjects for which teaching plan is prepared and execution	Y	20	20
	Quality of teaching plan and notes prepared by faculty	Y	10	7
	Preparation of question bank and allied activities	Y	10	7
2	Practical			
	Average % of practical conducted compared with that minimum required as per curriculum: less than 100% - 5 marks; 100% - 10, >100% marks; 15	100%	15	10
	Quality of experiments conducted	Good	10	7
	Availability of laboratory manual and its quality	Y	10	8
	Maintenance of laboratory equipments and new addition	Y	15	12
	Sponsored projects of UG students	Y	5	5
3	Theory attendance of students		25	21
	Average % of lectures attended by students more than 90% - 25 marks and less than 60% - 00 marks; in between 60% -90% marks are linearly graded.	More than 85%		
4	Practical attendance of students	More than 80%	10	8



Signature of auditor/s





	Average % of practical attended by students 100% - 10 marks and less than 75% - 00 marks; in between 75% -100% marks are linearly graded.			
5	Corrective action taken by department against the defaulter students	Y	5	5
6	Home assignments and its assessment.	Y	5	5
7	Efforts taken by department to improve performance of academically weaker students	Y	10	8
8	Efforts taken by department to improve overall performance of students by Courses conducted/Expert lectures etc	Y	10	10
9	Staff development programs for Faculty and/or supporting staff including CEP/ STTP etc	Y	10	10
Total=			240	205

Any additional comments/feedback/observations/advice which may or may not be based on above points:

Extra classes & Practical to be conducted

Corrective actions to be taken for defaulter students

Signature of auditor/s

3. Examination System

Sr No	Description	Quantity/ Facility(Y/N) / Remarks	Max. Marks	Marks Secured
1	Examination Process			
	Execution of academic calendar for all examinations	Y	10	8
	Transparency in the processes like internal assessment; & declaration of result	Y	10	8
	Staff appointed for examination	Y	10	10
2	Quality of CT question papers			
	Appropriate coverage of syllabus in class test	Y	10	9
	Difficulty level of the question papers including numerical (at par with University Exam)	Y	10	8
	Innovation in question paper (Volume of repeated questions, correlation of questions with competitive examinations)	Y	10	8
3	Arranging quiz, surprise test, assignments etc.	Y	10	10
4	Practical / term work			
	Assessment of practical (journal).	Y	10	8
	Assessment method to judge depth of understanding	Y	10	8
	Appropriate weight-age to various components of term work assessment	Y	10	8
	Continuous evaluation of project/seminar and its record (maintenance of logbook)	Y	10	9
Total =			110	95
<p>Additional comments/feedback/observations/advice which may or may not be based on above points:</p> <p>Difficulty level of question paper to be improved Grading system to be implemented in Assessment of practical & assignments and same to be conveyed to the students</p>				

[Handwritten Signature]

[Handwritten Signature]



Signature of auditor/s

4. Result

Sr No	Description	Quantity/ Faculty(Y/N) / Remarks	Marks Assigned	Marks Secured
1	Performance of students in Class Test-I	87+84+93+94		
	Average % of students passing in CT-I *0.1	89.5x0.1	10	8.95
2	Performance of students in Class Test-II	86+84+91+96		
	Average % of students passing in CT-II *0.1	89.25x0.1	10	8.925
3	Performance of students in University Exam	94.9+97.14+60+ 74+95.6+98.6		
	Average % of students passing in UE *0.3	86.84x0.3	30	26.06
4	Overall Performance of students		50	16.925
	% of students securing CGPA > 9*0.5	0.142x0.5	0.071	
	% of students securing CGPA in between 8.25 and 9.0 *0.4	6.14x0.4	2.46	
	% of students securing CGPA in between 6.75 and 8.25 *0.3	36.28x0.3	10.88	
	% of students securing CGPA in between 5.75 and 6.75 *0.2	11.00x0.2	2.2	
	% of students securing CGPA < 5.75 *0.1	13.14x0.1	1.314	
5	Number of copy cases reported and punished * (- 2)	--		
Total =			100	60.86

Additional comments/feedback/observations/advice which may or may not be based on above points:

More efforts required to improve university results


Signature of auditor/s

5. General Academic Activities

Sr. No.	Sub parameter	Quantity/ Facility(Y/N) / Remarks	Marks Assigned	Marks Secured
1	Whether all activities performed as per academic calendar?	Y	5	5
2	Whether academic processes are student developments centric?	Y	5	5
3	Students enrollment for co-curriculum activities in or out the institute	Y	10	8
4	Whether co-curriculum activities of institute/department are evenly distributed throughout the year?	Y	5	5
5	Participation of students in Sport?	Y	10	10
6	Participation of students in cultural activities?	Y	10	10
7	Implementation of AICTE schemes such as IIC, Skill India, NPTEL etc.	Y	5	2
8	How much is overall placement of students (in % based on eligible students) and annual pay package?	Y	10	8
9	How is the performance of students in Extension of services through NSS/NCC?	Y	5	5
10	Industrial visits organized by department.	Y	10	8
11	Technical events organized by the department for faculty and students including CEP/STTP/Expert lectures/Model or project competition/GD/PI etc	Y	20	20
12	Performance in competitive examinations like GATE/CAT etc	Y	5	5
Total =			100	91

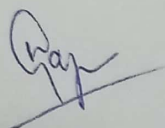

Any additional comments/feedback/observations/advice which may or may not be based on above points:

Need more students participation in IIC, Skill India, NPTEL etc.


 Signature of auditor/s

6. Student's Feedback and Corrective Action

Sr. No.	Sub parameter	Quantity/ Facility(Y/N) / Remarks	Marks Assigned	Marks Secured
1	Feedback during the semester			
	Frequency of obtaining student's feedback (Meetings of CRs etc)	Y	10	9
	Corrective action taken at the departmental level	Y	10	9
2	Grievance/Suggestion mechanism			
	Through Online /email	Y	10	9
	Corrective action taken for suggestions at the departmental level	Y	10	9
3	Feedback at the end of semester (Over all impression reported by students)	Y	40	35.23
	% of Excellent responses *0.4	32.66	13.064	
	% of Very Good responses *0.35	53.33	18.66	
	% of Good responses *0.25	14	3.50	
	% of Poor responses *0.15			
	% very poor responses *0.05			
4	Corrective action taken by department for point 3		20	15
Total =			100	86.23
<p>Any additional comments/feedback/observations/advice which may or may not be based on above points:</p> <p>Overall feedback responses are very good</p>				

Signature of auditor/s


7. Faculty Performance

Sr. No.	Description	Quantity/ Facility(Y/N) / Remarks	Marks Assigned	Marks Secured
1	Performance appraisal		30	23.6
	% of faculty received "A+" remark* 0.3	36%=10.8		
	% of faculty received "A" remark* 0.2	64%=12.8		
	% of faculty received "B" remark* 0.1			
2	Qualification enhancement of faculty through qualification / online courses		5	3
3	Overall performance of faculty, based on research paper published in journals, conferences and seminar.		15	13
4	MODROB/UBA/ RPS and other sponsored projects received by the department		5	5
5	Participation of faculty outside the Institution		10	8
6	Performance of faculty, based on books publication, patent filed and awards		5	0
7	Performance of faculty, based on consultancy and internal revenue generation (IRG)		5	4
8	% of faculty members participated in various faculty development programme		10	8
9	Innovative ideas implemented by the department for overall academic development of students		10	5
10	Whether guided Research scholars?		5	3
Total =			100	72.6

Any additional comments/feedback/observations/advice which may or may not be based on above points:

Need to take efforts for fetching grants

Note: If any activity is not associated / eligible, then allotted marks may be deducted from marks of that section.

Signature of auditor/s