



Government College of Engineering, Nagpur

("To be an Institution of National Repute Creating Globally Competent Technocrats to Serve the Society")
Sector 27, Mihan Rehabilitation Colony, New Khapri (Rly), Nagpur- 441108 (Maharashtra State)
"To be an Institution of National Repute Creating Globally Competent Technocrats to Serve the Society"
Phone No.: (07103) 295226 (P), 295220(O) Website: www.gcoen.ac.in
e-mail: principal.gcoenagpur@dtmaharashtra.gov.in office.gcoenagpur@dtmaharashtra.gov.in

Department of Electronics and Telecommunication Engineering

Academic Audit U.G. Programmes Academic Year: 2023-2024

Date and Day of Visit:13/12/24

SN	Details	Auditor 1	Auditor 2
1	Name of Auditor	Dr. S. S. Pusadkar	Dr. N. N. Khobragade
2	Designation	Professor	Asst. Professor
3	Institute name	GCoE, Nagpur	GCoE, Nagpur
4	Contact no	9422915635	9420569654
5	email	ss_pusadkar@yahoo.co.in	nilaykhobagade@gmail.com

डॉ. एस. एस. पुसदकर

प्राध्यापक, स्थापत्य अभियांत्रिकी

Academic Audit Format / GCoEN / Nagpur

Dr. N. N. Khobragade


Summary

Sr. No.	Parameters of Evaluation	Page No.	Max. Marks	Marks Scored
1	Academic Facilities	3	150	103
2	Teaching Learning Process	4	240	85
3	Examination System	6	110	89
4	Result	7	100	73
5	General Academic Activities	8	100	65
6	Feedback and Corrective Action	9	100	21
7	Faculty Performance/Up-gradation	10	100	37
		Total	900	473

Grading System:

Grade	Details	Total Marks scored
A+	Excellent	675 and above
A	Good	541-674
B	Acceptable	450-540
C	Not-acceptable	Below 450

- 1. Strengths**
 1. Highly qualified and experienced faculty
 2. Student performance is excellent
- 2. Weaknesses-**
 1. Insufficient faculty in the department
 2. No record keeping and accessible mechanism
 3. No addition of equipment science 2016-17
 4. No consultancy/AICTE/ outside funding work
- 3. Suggestions based on information-**
 1. Faculty strength to be enhanced
 2. Books/Journals/equipment to be purchased on priority for the department
 3. Proper method of data collection and maintaining records to be devised




Auditor 1

डॉ. एस. एस. पुसदकर Name and Signature of Auditor/s

प्राध्यापक, स्थापत्य अभियांत्रिकी

शासकीय अभियांत्रिकी महाविद्यालय, नागपुर

Signature of auditor/s



Auditor 2

1. Academic Facilities

Sr. No.	Sub-parameter	Quantity/ Facility(Y/N)	Marks Assigned	Marks Secured
1	No of class rooms	03	10	09
2	No of laboratories	07	10	08
3	No of tutorial rooms	01	5	05
4	Faculty rooms/cabins	7	5	05
5	Equipment available (curricula and cost wise)	insufficient	35	28
6	Computing facilities (including software)	17 PC, 1 laptop, 2 printers.	10	08
7	Research facilities	nil	10	00
8	Audio visual facilities	yes	10	08
9	Class rooms furniture	yes	5	04
10	Laboratories furniture	yes	10	08
11	No of books, e-library, online journals and printed journals related to program in the central library	inadequate	15	08
12	Departmental library	24 books	5	02
13	Internet and wi-fi facility	yes	10	10
14	Improvement made in infrastructural facilities during last year	nil	10	00
		Total =	150	103
<p>Any additional comments/feedback/observations/advice which may or may not be based on above points:</p> <ol style="list-style-type: none"> 1. Area and number shown in report about infrastructure is not as per the norms and is not justified. 2. Equipment's are inadequate as per the need of curriculum. e. g. in ETX workshop lab, there is only one kit is available. Also no new equipment's were purchased after 2016-17. 3. Books in the Central Library should fulfill AICTE criterion. 4. Establish Research facility in the department. 				






Signature of auditor/s

2. Teaching – Learning Process

Sr. No	Description	Quantity/ Facility (Y/N) / Remarks	Max. Marks	Marks Secured
1	Theory lectures			
	Average % of lectures conducted compared with target: more than 90% - 60 marks and less than 40% - 00 marks; in between 40% -90% marks are linearly graded.	85% from deptt. report	60	Data of assessed year not provided
	Course File			
	% of subjects for which teaching plan is prepared and execution	70%	20	14
	Quality of teaching plan and notes prepared by faculty	good	10	06
	Preparation of question bank and allied activities	yes	10	08
	Novel techniques used for effective teaching learning process (including use of A/V aids, development of software/ teaching aids, use of available software, use of available learning resources etc.)	yes	10	06
2	Practical			
	Average % of practical conducted compared with that minimum required as per curriculum: less than 100% - 5 marks; 100% - 10, >100% marks; 15	98.82% from deptt. report	15	Data of assessed year not provided
	Quality of experiments conducted	good	10	08
	Availability of laboratory manual and its quality	available	10	07
	Maintenance of laboratory equipment and new addition	Maintenance ok, no new eqpt.	15	09
	Sponsored projects of UG students	nil	5	0
3	Theory attendance of students		25	Data of assessed year not provided
	Average % of lectures attended by students more than 90% - 25 marks and less than 60% - 00 marks; in between 60% -90% marks are linearly graded.	78% from report		
4	Practical attendance of students		10	Data of assessed year not provided
	Average % of practical attended by students 100% - 10 marks and less than 75% - 00 marks; in between 75% -100% marks	85% from report		



Signature of auditor/s



	are linearly graded.			
5	Corrective action taken by department against the defaulter students	Repeated Expt.	5	03
6	Home assignments and its assessment.	good	5	04
7	Efforts taken by department to improve performance of academically weaker students	Few remedial classes	10	07
8	Efforts taken by department to improve overall performance of students by Courses conducted/Expert lectures etc	2 workshops and 2 programs	10	07
9	Staff development programs for Faculty and/or supporting staff including CEP/ STTP etc	06 attended	10	06
Total=			240	85

Any additional comments/feedback/observations/advice which may or may not be based on above points:

1. No addition of equipment since 2016-17
2. Additional efforts are required for weaker students.
3. More expert lectures on recent technology and industrial visit to be carried out.
4. Report submitted for theory and practical course conducted, and attendance was not given for the assessment year. It shows the department's apathy towards assessment and hence authority should take appropriate corrective measures.




Signature of auditor/s

3. Examination System

Sr No	Description	Quantity/ Facility(Y/N) / Remarks	Max. Marks	Marks Secured
1	Examination Process			
	Execution of academic calendar for all examinations	yes	10	10
	Transparency in the processes like internal assessment; & declaration of result	yes	10	08
	Staff appointed for examination	yes	10	10
2	Quality of CT question papers			
	Appropriate coverage of syllabus in class test	Good	10	07
	Difficulty level of the question papers including numerical (at par with University Exam)	yes	10	07
	Innovation in question paper (Volume of repeated questions, correlation of questions with competitive examinations)	yes	10	07
3	Arranging quiz, surprise test, assignments etc.	yes	10	08
4	Practical / term workyes			
	Assessment of practical (journal).	yes	10	08
	Assessment method to judge depth of understanding	yes	10	08
	Appropriate weight-age to various components of term work assessment	yes	10	08
	Continuous evaluation of project/seminar and its record (maintenance of logbook)	yes	10	08
Total =			110	89
<p>Additional comments/feedback/observations/advice which may or may not be based on above points:</p> <ol style="list-style-type: none"> 1. Transparency in distribution of projects/electives to students is needed. 2. Question paper quality need improvement. 				




Signature of auditor/s

4. Result

Sr No	Description	Quantity/ Facility(Y/N) / Remarks	Marks Assigned	Marks Secured
1	Performance of students in Class Test-I	84.37	10	08
	Average % of students passing in CT-I *0.1			
2	Performance of students in Class Test-II	86.18	10	09
	Average % of students passing in CT-II *0.1			
3	Performance of students in University Exam	92.41	30	27
	Average % of students passing in UE *0.3			
4	Overall Performance of students		50	
	% of students securing CGPA > 9*0.5	3.32		1.6
	% of students securing CGPA in between 8.25 and 9.0 *0.4	24.05		9.62
	% of students securing CGPA in between 6.75 and 8.25 *0.3	55.57		16.67
	% of students securing CGPA in between 5.75 and 6.75 *0.2	5.77		1.15
	% of students securing CGPA < 5.75 *0.1	--		--
5	Number of copy cases reported and punished * (- 2)	--		--
Total =			100	73.04

Additional comments/feedback/observations/advice which may or may not be based on above points:

Class Test performance is very poor compared to University exam. The corrective action is needed.

[Handwritten Signature]

[Handwritten Signature]

Signature of auditor/s

5. General Academic Activities

Sr. No.	Sub parameter	Quantity/ Facility(Y/N) / Remarks	Marks Assigned	Marks Secured
1	Whether all activities performed as per academic calendar?	yes	5	05
2	Whether academic processes are student developments centric?	yes	5	05
3	Students enrollment for co-curriculum activities in or out the institute	yes	10	08
4	Whether co-curriculum activities of institute/department are evenly distributed throughout the year?	yes	5	04
5	Participation of students in Sport?	yes	10	08
6	Participation of students in cultural activities?	yes	10	08
7	Implementation of AICTE schemes such as IIC, Skill India, NPTEL etc.	IIC-10	5	03
8	How much is overall placement of students (in % based on eligible students) and annual pay package?	23%	10	05
9	How is the performance of students in Extension of services through NSS/NCC?	nil	5	00
10	Industrial visits organized by department.	02	10	05
11	Technical events organized by the department for faculty and students including CEP/STTP/Expert lectures/Model or project competition/GD/PI etc	Expert Lecture-03	20	10
12	Performance in competitive examinations like GATE/CAT etc	GATE-03 CAT-02	5	04
Total =			100	65

Any additional comments/feedback/observations/advice which may or may not be based on above points:

1. Students should be encouraged to participate in Skill India/ NPTEL courses.
2. The department should approach Industry for Campus Placement.
3. Extension participation to be encouraged.
4. FDP/CEP/ Model Competition to be organized.




Signature of auditor/s

6. Student's Feedback and Corrective Action

Sr. No.	Sub parameter	Quantity/ Facility(Y/N) / Remarks	Marks Assigned	Marks Secured
1	Feedback during the semester			
	Frequency of obtaining student's feedback (Meetings of CRs etc)	CR meetings-04	10	08
	Corrective action taken at the departmental level	yes	10	06
2	Grievance/Suggestion mechanism			
	Through Online /email	online	10	07
	Corrective action taken for suggestions at the departmental level	N	10	00
3	Feedback at the end of semester (Over all impression reported by students)		40	
	% of Excellent responses *0.4		No data for assessed year.	
	% of Very Good responses *0.35			
	% of Good responses *0.25			
	% of Poor responses *0.15			
	% very poor responses *0.05			
4	Corrective action taken by department for point 3		20	
Total =			100	21
<p>Any additional comments/feedback/observations/advice which may or may not be based on above points:</p> <p>Feedback report for assessed year not submitted for the assessment.</p>				





Signature of auditor/s


7. Faculty Performance


Sr. No.	Description	Quantity/ Facility(Y/N) / Remarks	Marks Assigned	Marks Secured
1	Performance appraisal		30	
	% of faculty received "A+" remark* 0.3	Data not provided		--
	% of faculty received "A" remark* 0.2			--
	% of faculty received "B" remark* 0.1			--
2	Qualification enhancement of faculty through qualification / online courses	Ph D- 01 in progress	5	02
3	Overall performance of faculty, based on research paper published in journals, conferences and seminar.	Conf. -02 Journal-03	15	10
4	MODROB/UBA/ RPS and other sponsored projects received by the department	nil	5	00
5	Participation of faculty outside the Institution	yes	10	08
6	Performance of faculty, based on books publication, patent filed and awards	2 awarded, 2 filed	5	04
7	Performance of faculty, based on consultancy and internal revenue generation (IRG)	nil	5	00
8	% of faculty members participated in various faculty development programme	100%	10	10
9	Innovative ideas implemented by the department for overall academic development of students	nil	10	00
10	Whether guided Research scholars?	2 in progress	5	03
Total =			100	37

Any additional comments/feedback/observations/advice which may or may not be based on above points:

1. Online courses should be registered viz. NPTEL/ Coarsera etc. for qualification enhancement.
2. Sponsored project for the department to be acquired.
3. Consultancy in the department to be encouraged.
4. Effort should be taken to improve overall academic development of students.

Note: If any activity is not associated / eligible, then allotted marks may be deducted from marks of that section.


 डॉ. एस. एस. पुसदकर
 प्राध्यापक, स्थापत्य अभियांत्रिकी
 शासकीय अभियांत्रिकी महाविद्यालय, नागपुर


 Signature of auditor/s