



# Government College of Engineering, Nagpur

("To be an Institution of National Repute Creating Globally Competent Technocrats to Serve the Society")  
Sector 27, Mihan Rehabilitation Colony, New Khapri (Rly), Nagpur-441108 (Maharashtra State)  
"To be an Institution of National Repute Creating Globally Competent Technocrats to Serve the Society"  
Phone No.: (07103) 295226 (P), 295220(O) Website: [www.gcoen.ac.in](http://www.gcoen.ac.in)  
e-mail: [principal.gcoenagpur@dtmaharashtra.gov.in](mailto:principal.gcoenagpur@dtmaharashtra.gov.in) / [office.gcoenagpur@dtmaharashtra.gov.in](mailto:office.gcoenagpur@dtmaharashtra.gov.in)

No. MED/2024/435  
DT 30/12/24

Department of Civil Engineering

## Academic Audit

U.G. Programmes

Academic Year: ~~2023~~ 2024

Date and Day of Visit: 30/12/24.

SN	Details	Auditor 1	Auditor 2
1	Name of Auditor	Dr. U.S. Wankhede	Dr. D.J. Chaudhary
2	Designation	Associate Professor in Mech. Engg.	Asstt. Prof in CSE
3	Institute name	Govt. College of Engineering, Nagpur	Govt. College of Engg., Nagpur
4	Contact no	9822369627	8956022197
5	email	udaywankhede74@ gmail.com	djchaudhari73@ gmail.com

*U.S. Wankhede*  
30/12/24

*D.J. Chaudhary*  
30/12/24

Signature of auditor/s

## Summary

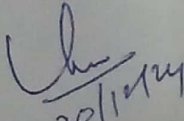
Sr. No.	Parameters of Evaluation	Page No.	Max. Marks	Marks Scored
1	Academic Facilities	3	150	122
2	Teaching Learning Process	4	240	196
3	Examination System	6	110	85
4	Result	7	100	61
5	General Academic Activities	8	100	80
6	Feedback and Corrective Action	9	100	82
7	Faculty Performance/Up-gradation	10	100	81
Total			900	707

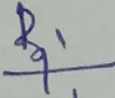
Grade : A<sup>+</sup>

### Grading System:

Grade	Details	Total Marks scored
A+	Excellent	675 and above ✓
A	Good	541-674
B	Acceptable	450-540
C	Not-acceptable	Below 450

1. Strengths
  - Experienced staff/faculty
  - NBA Accredited
  - Nearly all faculty with doctoral qualification.
2. Weaknesses-
  - Students with CGPA > 9. can be improved.
3. Suggestions based on information
  - Students to be encouraged for UPSC Examinations

  
 Auditor 1  
 30/12/24

  
 Auditor 2  
 30/12/24

Name and Signature of Auditor/s

Signature of auditor/s

# 1. Academic Facilities

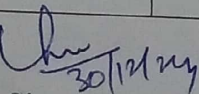
Sr. No.	Sub-parameter	Quantity/ Facility(Y/N)	Marks Assigned	Marks Secured
1	No of class rooms	Y	10	10
2	No of laboratories	Y	10	10
3	No of tutorial rooms	Y	5	05
4	Faculty rooms/cabins	Y	5	05
5	Equipment available (curricula and cost wise)	Y	35	28
6	Computing facilities (including software)	Y	10	05
7	Research facilities	Y	10	05
8	Audio visual facilities	Y	10	10
9	Class rooms furniture	Y	5	05
10	Laboratories furniture	Y	10	10
11	No of books, e-library, online journals and printed journals related to program in the central library	Y	15	14
12	Departmental library	Y	5	05
13	Internet and wi-fi facility	Y	10	10
14	Improvement made in infrastructural facilities during last year	- N	10	00
		<b>Total=</b>	<b>150</b>	<b>122</b>
<p><b>Any additional comments/feedback/observations/advice which may or may not be based on above points:</b>  <i>Based on curriculum, new equipments/ software to be procured.</i></p>				


*[Signature]*  
30/12/24

*[Signature]*  
30/12/24

## 2. Teaching – Learning Process

Sr. No	Description	Quantity/ Facility (Y/N) / Remarks	Max. Marks	Marks Secured
1	<b>Theory lectures</b>			
	Average % of lectures conducted compared with target: more than 90% - 60 marks and less than 40% - 00 marks; in between 40% -90% marks are linearly graded.	Y (97.22 %)	60	60
	<b>Course File</b>			
	% of subjects for which teaching plan is prepared and execution	Y (95.23 %)	20	18
	Quality of teaching plan and notes prepared by faculty	Y (Appropriate)	10	09
	Preparation of question bank and allied activities	Y	10	09
2	<b>Practical</b>			
	Average % of practical conducted compared with that minimum required as per curriculum: less than 100% - 5 marks; 100% - 10, >100%marks; 15	Yes (98 %)	15	05
	Quality of experiments conducted	Y (Good)	10	08
	Availability of laboratory manual and its quality	Yes	10	09
	Maintenance of laboratory equipment and new addition	Yes	15	11
	Sponsored projects of UG students	Yes	5	02
3	<b>Theory attendance of students</b>		25	
	Average % of lectures attended by students more than 90% - 25 marks and less than 60% - 00 marks; in between 60% -90% marks are linearly graded.	83.14 %		19.
4	<b>Practical attendance of students</b>		10	
	Average % of practical attended by students 100% - 10 marks and less than 75% - 00 marks; in between 75% -100% marks are linearly graded.	91.5 %		07

  
 Signature of auditor/s

  
 30/12/24

5	Corrective action taken by department against the defaulter students	Yes	5	05
6	Home assignments and its assessment.	Yes	5	04
7	Efforts taken by department to improve performance of academically weaker students	Yes	10	07
8	Efforts taken by department to improve overall performance of students by Courses conducted/Expert lectures etc	Yes	10	07
9	Staff development programs for Faculty and/or supporting staff including CEP/STTP etc	Yes	10	08
<b>Total=</b>			240	196

Any additional comments/feedback/observations/advice which may or may not be based on above points:

Usage of softwares in practicals to be emphasized.

Uhu  
30/11/24

R  
30/11/2024

### 3. Examination System

Sr No	Description	Quantity/ Facility(Y/N) / Remarks	Max. Marks	Marks Secured
1	<b>Examination Process</b>			
	Execution of academic calendar for all examinations	Y	10	09
	Transparency in the processes like internal assessment; & declaration of result	Y	10	08
	Staff appointed for examination	Y	10	08
2	<b>Quality of CT question papers</b>			
	Appropriate coverage of syllabus in class test	Y	10	08
	Difficulty level of the question papers including numerical( at par with University Exam)	Appropriate	10	07
	Innovation in question paper (Volume of repeated questions, correlation of questions with competitive examinations)	Y	10	07
3	<b>Arranging quiz, surprise test, assignments etc.</b>	Y	10	07
4	<b>Practical/termwork</b>			
	Assessment of practical (journal).	Y	10	08
	Assessment method to judge depth of understanding	Y	10	08
	Appropriate weight-age to various components of term work assessment	Y	10	07
	Continuous evaluation of project/seminar and its record (maintenance of logbook)	Y	10	08
<b>Total =</b>			<b>110</b>	<b>85</b>
<p><b>Additional comments/feedback/observations/advice which may or may not be based on above points:</b></p> <p style="text-align: center;">Final internal marks can be shown to students.</p>				

*Ch*  
30/12/24

*R*  
30/12/24

## 4. Result

Sr No	Description	Quantity/ Facility(Y/N) / Remarks	Marks Assigned	Marks Secured
1	Performance of students in Class Test-I	} 79.82% Y	10	08
	Average % of students passing in CT-I *0.1			
2	Performance of students in Class Test-II	} 81.78% Y	10	08
	Average % of students passing in CT-II *0.1			
3	Performance of students in University Exam	} 78.18% Y	30	23
	Average % of students passing in UE *0.3			
4	<b>Overall Performance of students</b>		50	22
	% of students securing CGPA > 9*0.5	NIL	00	
	% of students securing CGPA in between 8.25 and 9.0 *0.4	4.95 X 0.4	02	
	% of students securing CGPA in between 6.75 and 8.25 *0.3	50.79 X 0.3	15.22	
	% of students securing CGPA in between 5.75 and 6.75 *0.2	22.43 X 0.2	4.48	
	% of students securing CGPA < 5.75 *0.1	4.2 X 0.1	0.42	
5	<b>Number of copy cases reported and punished * (-2)</b>			
<b>Total=</b>			100	61

**Additional comments/feedback/observations/advice which may or may not be based on above points:**

- Efforts to be undertaken to improve CGPA > 9 for students.

*Uhu*  
30/12/24

*Ry*  
30/12/24

## 5. General Academic Activities

Sr. No.	Sub parameter	Quantity/ Facility(Y/N) / Remarks	Marks Assigned	Marks Secured
1	Whether all activities performed as per academic calendar?	Y	5	04
2	Whether academic processes are student developments centric?	Y	5	04
3	Students enrollment for co-curriculum activities in or out the institute	Y	10	08
4	Whether co-curriculum activities of institute/department are evenly distributed throughout the year?	Y	5	04
5	Participation of students in Sport?	Y	10	08
6	Participation of students in cultural activities?	Y	10	08
7	Implementation of AICTE schemes such as IIC, Skill India, NPTEL etc.	Y	5	05
8	How much is overall placement of students (in % based on eligible students) and annual pay package?	Y (80%)	10	08
9	How is the performance of students in Extension of services through NSS/NCC?	Yes	5	03
10	Industrial visits organized by department.	Y	10	08
11	Technical events organized by the department for faculty and students including CEP/STTP/Expert lectures/Model or project competition/GD/PI etc	Y	20	16
12	Performance in competitive examinations like GATE/CAT etc	Y	5	04
<b>Total =</b>			100	80

Any additional comments/feedback/observations/advice which may or may not be based on above points:

- Students can be encouraged to appear for UPSC examinations.

*Uhr*  
30/12/24

*R<sub>1</sub>*  
26/12/24

Signature of auditor/s

## 6. Student's Feedback and Corrective Action

Sr. No.	Sub parameter	Quantity/ Facility(Y/N) / Remarks	Marks Assigned	Marks Secured
1	<b>Feedback during the semester</b>			
	Frequency of obtaining student's feedback (Meetings of CRs etc)	<i>Thrice/ semester</i>	10	10
	Corrective action taken at the departmental level	<i>Y</i>	10	07
2	<b>Grievance/Suggestion mechanism</b>			
	Through Online /email	<i>Y</i>	10	07
	Corrective action taken for suggestions at the departmental level	<i>Y</i>	10	07
3	<b>Feedback at the end of semester (Over all impression reported by students)</b>		40	36
	% of Excellent responses *0.4	<i>14.28 x 0.4</i>	5.7	
	% of Very Good responses *0.35	<i>85.71 x 0.35</i>	29.99	
	% of Good responses *0.25	—	—	
	% of Poor responses *0.15	—	—	
	% very poor responses *0.05	—	—	
4	Corrective action taken by department for point 3	<i>Y</i>	20	15
<b>Total=</b>			100	82
<b>Any additional comments/feedback/observations/advice which may or may not be based on above points:</b> <div style="text-align: center; margin-top: 10px;"><i>— NIL —</i></div>				

*Ch*  
30/12/24

*R<sub>1</sub>*  
30/12/24

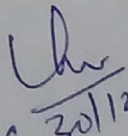
## 7. Faculty Performance

Sr. No.	Description	Quantity/ Faculty(Y/N) / Remarks	Marks Assigned	Marks Secured
1	Performance appraisal		30	21
	% of faculty received "A+" remark* 0.3	$\frac{1}{7} \times 100 \times 0.3$ = 4.3		-
	% of faculty received "A" remark* 0.2	$\frac{6}{7} \times 100 \times 0.2$ = 85.71		-
	% of faculty received "B" remark* 0.1	$\frac{1}{7} \times 100 \times 0.1$ = 14.28		-
2	Qualification enhancement of faculty through qualification / online courses	Y	5	5
3	Overall performance of faculty, based on research paper published in journals, conferences and seminar.	Y	15	14
4	MODROB/UBA/ RPS and other sponsored projects received by the department	Y	5	03
5	Participation of faculty outside the Institution	Y	10	08
6	Performance of faculty, based on books publication, patent filed and awards	Y	5	05
7	Performance of faculty, based on consultancy and internal revenue generation (IRG)	Y	5	05
8	% of faculty members participated in various faculty development programme	Y	10	08
9	Innovative ideas implemented by the department for overall academic development of students	Y	10	08
10	Whether guided Research scholars?	Y	5	04
<b>Total=</b>			100	81

Any additional comments/feedback/observations/advice which may or may not be based on above points:

- Faculty involvement outside institute can be improved.
- No. of sponsored projects can be improved.

Note: If any activity is not associated / eligible, then allotted marks may be deducted from marks of that section.

  
 30/12/24  
 (Dr. U.S. Wankhede)

By  
 30/12/24  
 Dr. D. J.  
 Chaudhari

Signature of auditor/s